



**Partnerships For Success Grant
Drug Epidemiology Network (DEN) Report
Hillsborough County, Florida**

Hillsborough County, FL is an urban county of 1,349,050 (US census) residents. Located midway on the west coast, the County has 1,048 sq. miles of land and 24 sq. miles of inland water area for a total of 1,072 sq. miles. The unincorporated area encompasses 909 square miles (84+%) of the total county area. Three incorporated municipalities (Tampa, Plant City and Temple Terrace) account for 163 sq. miles and about 33% of the county's population. Hillsborough ranks as the 4th largest county in Florida. Median income level is \$50,122 and 16.8% of households have an annual income below the federal poverty level. The County is one of the most ethnically diverse in Florida, with Blacks and Hispanics comprising about 17.7% and 27.0 % of the population, respectively. 24.2% speak a language other than English at home. SDHC (School District of Hillsborough County) is the 8th largest nationally, with over 213,790 students served in 175 public elementary, middle, and high schools. Hillsborough is a college region, home to University of Tampa and University of South Florida as well as several smaller colleges. US Census reports current adults in the County, 85.4% are high school graduates and 28.7% obtained Bachelor's degrees or higher. Following are demographic details and comparisons of Hillsborough County to the State of Florida:

		Hillsborough	Florida
Population	Total Population	1,349,050	20,271,212
Age Distribution	Persons Under 5 Years	6.4%	5.4%
	Persons Under 18 Years	23.1%	20.3%
	Persons 65 Years and over	13.4%	19.4%
Race	White	75.0%	77.7%
	Black	17.7%	16.8%
	Asian	4.1%	2.8%
	Hispanic or Latino	27.0%	24.5%
Gender	Female	51.3%	51.1%
	Male	48.7%	48.9%
Socioeconomic Status	Median Household Income	\$50,122	\$44,212
	Per Capita Income	\$27,532	\$26,499
	Individuals in Poverty	16.8%	15.7%

1. Introduction

1.1 DEN membership:

Samantha Spoto, Epidemiologist, Dept. of Health Hillsborough
Bruce Delk, Hillsborough County Fire Rescue
Nikesha Yarbrough and Jemome Desir, Tampa General Hospital Poison Center
Julia Pearson, Chief Toxicologist, Medical Examiners Office
Dina Swanson, Asst. Chief Forensic Toxicologist
John Chaffin III, HCSO, SID, Crime Analysis Unit
Andrew McFarlane, DACCO
Lucas Licchini, Crisis Center of Tampa Bay
Detective Oquendo, Hillsborough County Sheriff's Office, Narcotics
Dr. Richard Dembo, Dr. Kathy Moore, Casey Foster, University of South Florida
Lt. Talel Tassi, Florida National Guard Counterdrug Program, Civil Ops
Officer Randi Whitney, Lt. Anna Richardson-Griffin, Tampa Police Department
Sonya Bufe, Baycare
Officer Jimmy Dykes, ABT

HCADA Staff and Members:

Cindy Grant, Director
Gary White, Associate Director
Ellen Snelling, Board Chair

DEN Activities

- Monthly meetings to discuss:
 - Data collected so far, identify gaps, and work together on filling those gaps.
 - Analyze data and make observations about relationships.
 - Work toward completion of the needs assessment and the annual report.
- Time in between meetings spent working through phone communication with individual DEN members to go over data collected, data gaps, and DEN membership gaps.
- Great help from Interns and Field Placements from University of South Florida College of Public Health, and University of Tampa College of Public Health
- Participation in SEOW Conference Calls and Workgroup Meeting in Tallahassee in July.
- DEN Presentation along with Manatee, Duval, and Brevard Counties at Regional and National Conferences.

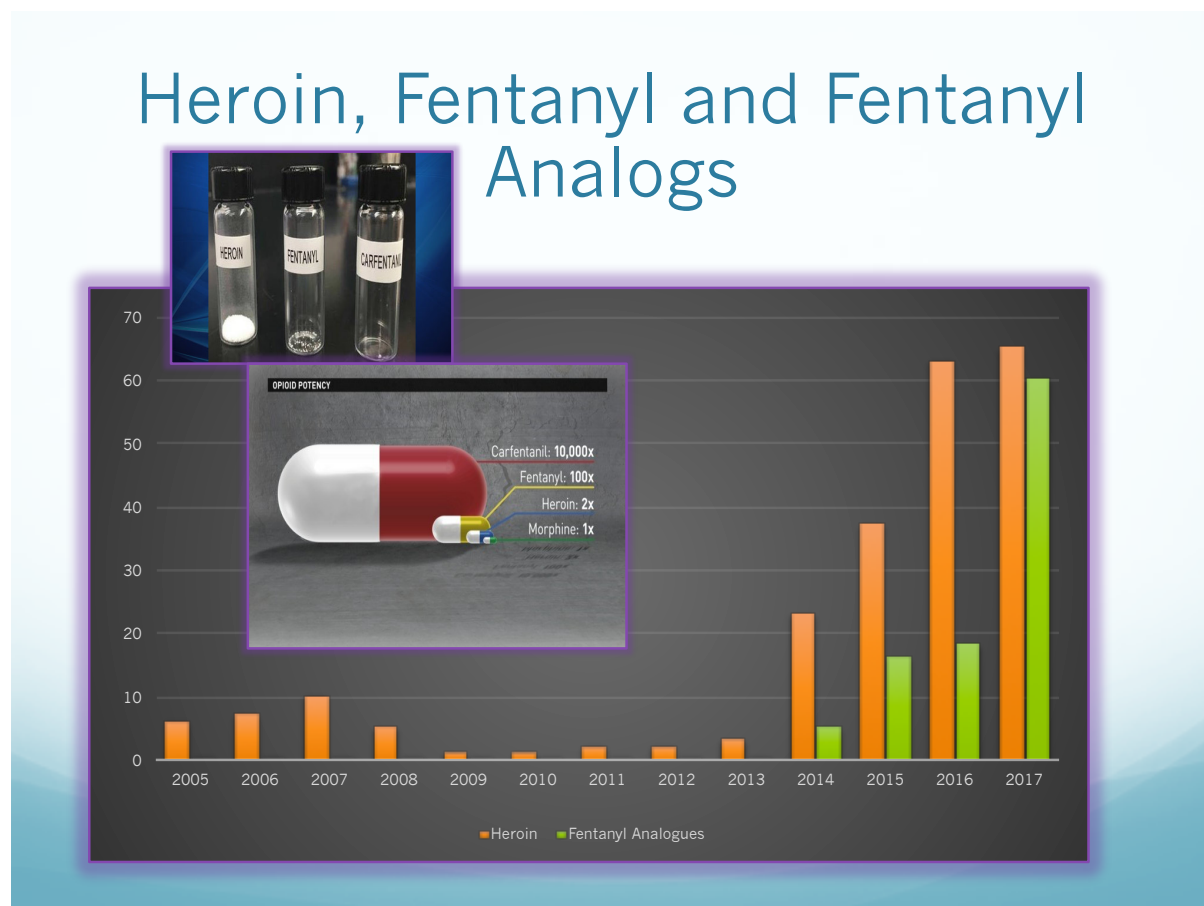
1.2 Summary of major highlights, including any emerging drug trends within the County that are relevant to the substances of interest.

Medical examiner information

- 2015 - There were a total of 182 overdose deaths, 136 were Opioid Deaths. Of those 130 were determined accidental, 6 suicide, and 0 undetermined.

- 2016 – There were a total of 222 overdose deaths, 162 were Opioid Deaths. Of those, 154 were determined accidental, 8 suicide, and 0 undetermined.
- 2017 – There were a total of 229 overdose deaths, 180 were Opioid Deaths. Of those, 169 were determined accidental, 9 suicide, 1 homicide, and 1 undetermined.
- 2018 – Up to June, There were 101 overdose deaths, 77 were opioid deaths.
 - Also, ME noted that the majority of overdose deaths contain multiple substances of abuse.
 - Seeing a rise in cocaine on board with overdose deaths starting in 2017.
 - Seeing resurgence of methamphetamine
 - Kratom overdoses in 2017 and 2018 – 2
 - ME report finding counterfeit Zanax laced with fentanyl – 3 confirmed overdoses and 2 suspect
 - Three new derivatives of Spice in Tampa Bay area identified

Trend data shows rise in heroin, fentanyl, and fentanyl analogs:



Trends in Treatment – Drug of Choice for Hillsborough County

Treatment – Drug of Choice – Hillsborough County

Drug	2012/13	2013/14	2014/15	2015/16	2016/17	#change from 2012-2017
Heroin	200	298	369	579	831	631 (315.5%)
Opiates and Opioids	2005	2456	2696	2151	1979	-25 (-1.3%)
Hallucinogens -Psychedelics	97	131	111	102	110	13 (13.4%)
Marijuana	4270	3339	3128	3678	4208	-62 (-1.5%)
Barbiturates	17	239	397	139	37	20 (117%)
Benzodiazepines	1152	1012	1064	1091	1132	-20 (-1.7%)
Alcohol	3,294	2,748	2,940	3,278	3,515	221 (6.7%)
All drugs and alcohol	11,090	10,269	10,746	11,070	11,861	771 (7.0%)

*See also 2 attached reports based on DEN member analysis: One from analysis of 5 year drug trends report from the ME Office; the other from Central Florida Behavioral Health Network treatment data looking at admission by gender and zip code.

2. Medical Examiner Data

2.1 Total number of deaths from all causes reported by local medical examiners office:

2015 2089

2016 2197

2017 first four months 907

2.2 Total number of opioid-caused deaths, by manner of death

2015 - There were a total of 182 overdose deaths, 136 were Opioid Deaths. Of those 130 were determined accidental, 6 suicide, and 0 undetermined.

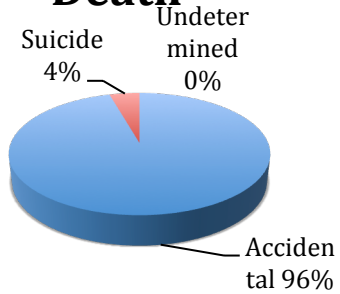
2016 - There were a total of 222 overdose deaths, 162 were Opioid Deaths. Of those, 154 were determined accidental, 8 suicide, and 0 undetermined.

2017 - There were a total of 229 overdose deaths, 180 were Opioid Deaths. Of those, 169 were determined accidental, 9 suicide, 1 homicide, and 1 undetermined.

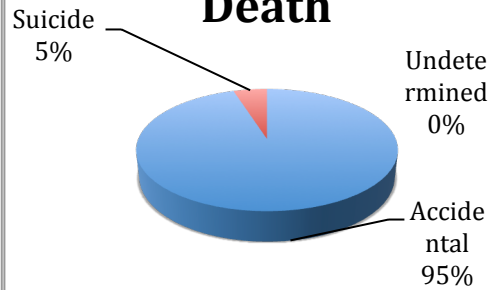
2018 - Up to June, There were 101 overdose deaths, 77 were opioid deaths.

* awaiting data on manner of death for all of 2017 and 2018 to date.

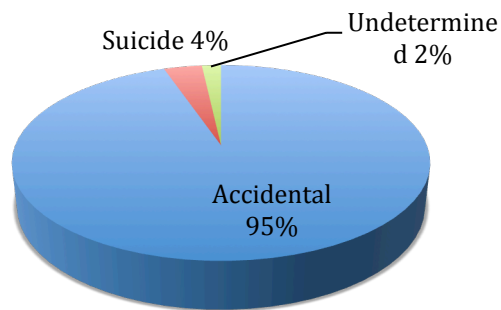
2015 Opioid Deaths/Manner of Death



2016 Opioids Deaths/Manner of Death

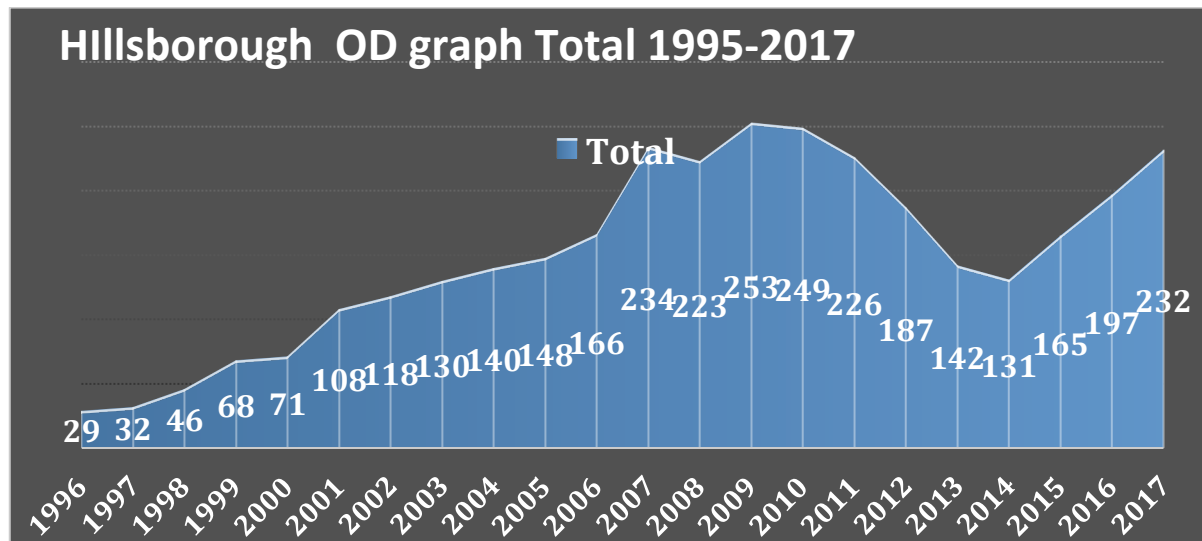


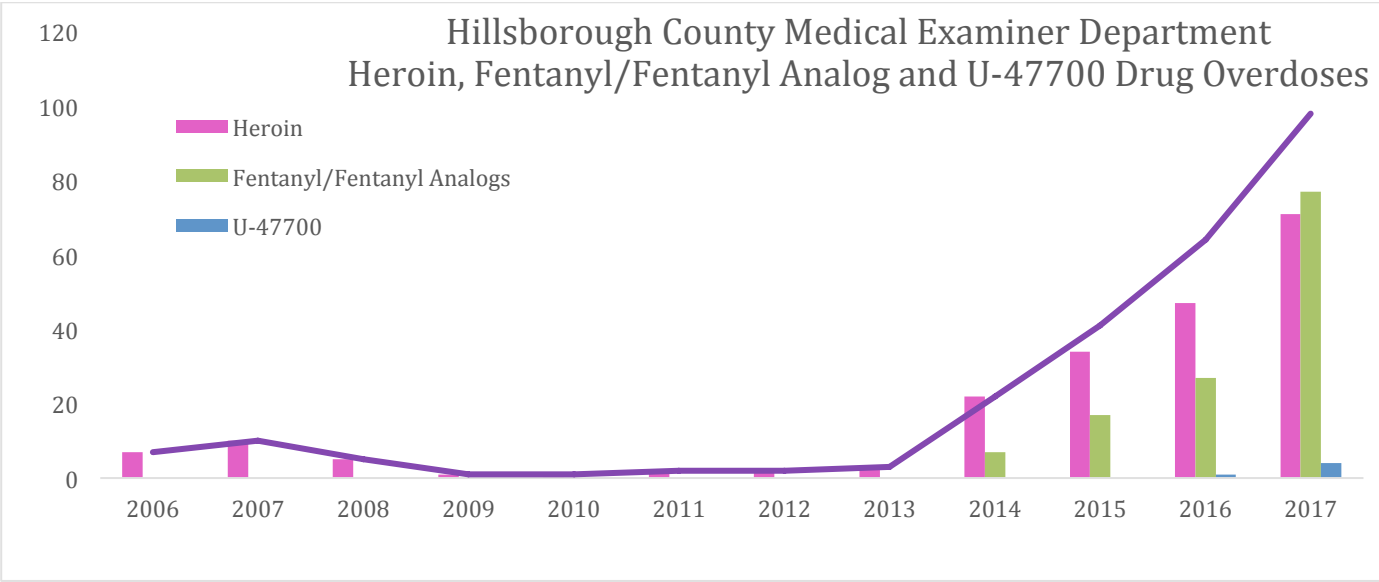
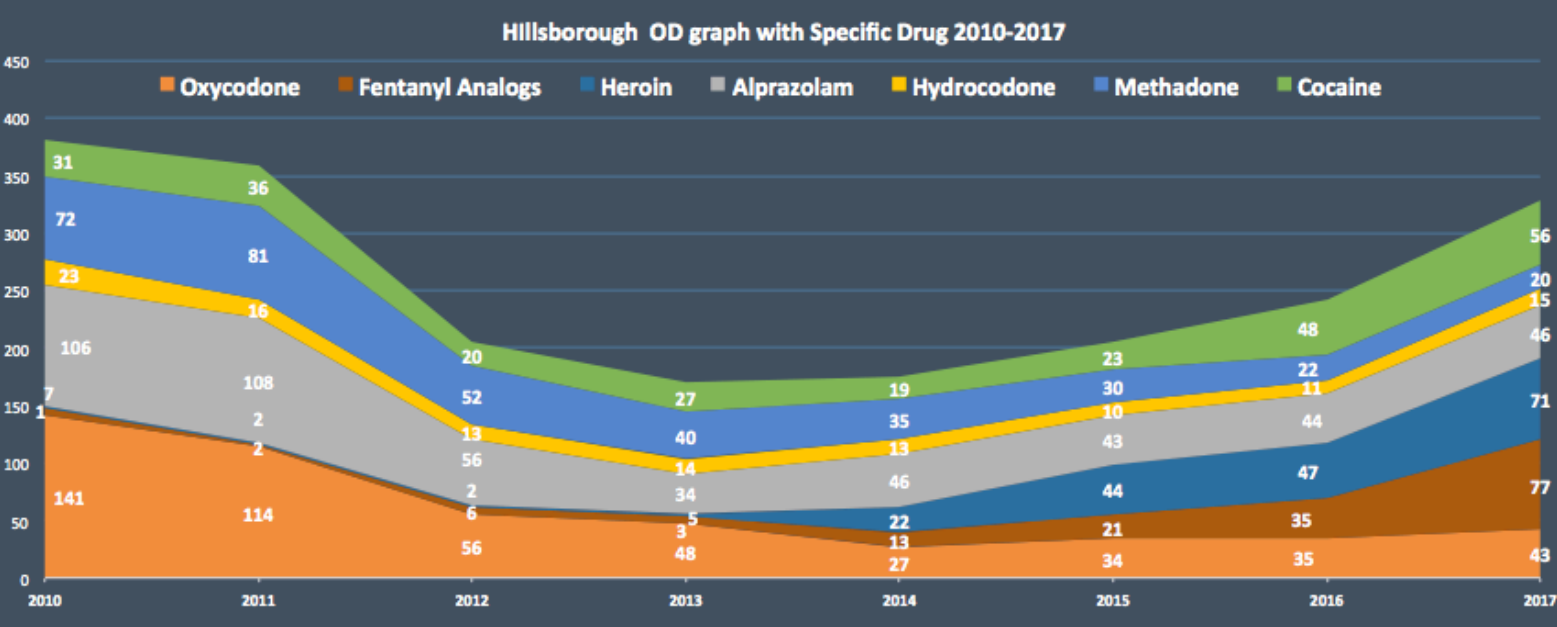
1st 4 mos of 2017 Opioid Deaths



Overdose death trend numbers from 1995 to 2017

	Total	Oxycodone	Alprazolam	Hydrocodone	Methadone	Cocaine	Heroin	Fentanyl	Synthetic Cannabinoids	Synthetic Opiates
1995	25									
1996	29									
1997	32									
1998	46									
1999	68									
2000	71									
2001	108									
2002	118									
2003	130									
2004	140									
2005	148	26	25	11	30	54	6			
2006	166	30	55	18	49	50	7			
2007	234	81	89	45	77	71	10			
2008	223	101	79	28	72	61	5			
2009	253	128	74	22	81	24	1			
2010	249	141	106	23	72	31	1	7		
2011	226	114	108	16	81	36	2	2		
2012	187	56	56	13	52	20	2	6		
2013	142	48	34	14	40	27	3	5		
2014	131	27	46	13	35	19	22	13		
2015	165	34	43	10	30	23	44	21	1	
2016	197	35	44	11	22	48	47	35	7	1
2017	232	43	46	15	20	56	71	77	2	4
	Total	Oxycodone	Alprazolam	Hydrocodone	Methadone	Cocaine	Heroin	Fentanyl	Synthetic Cannabinoids	Synthetic Opiates

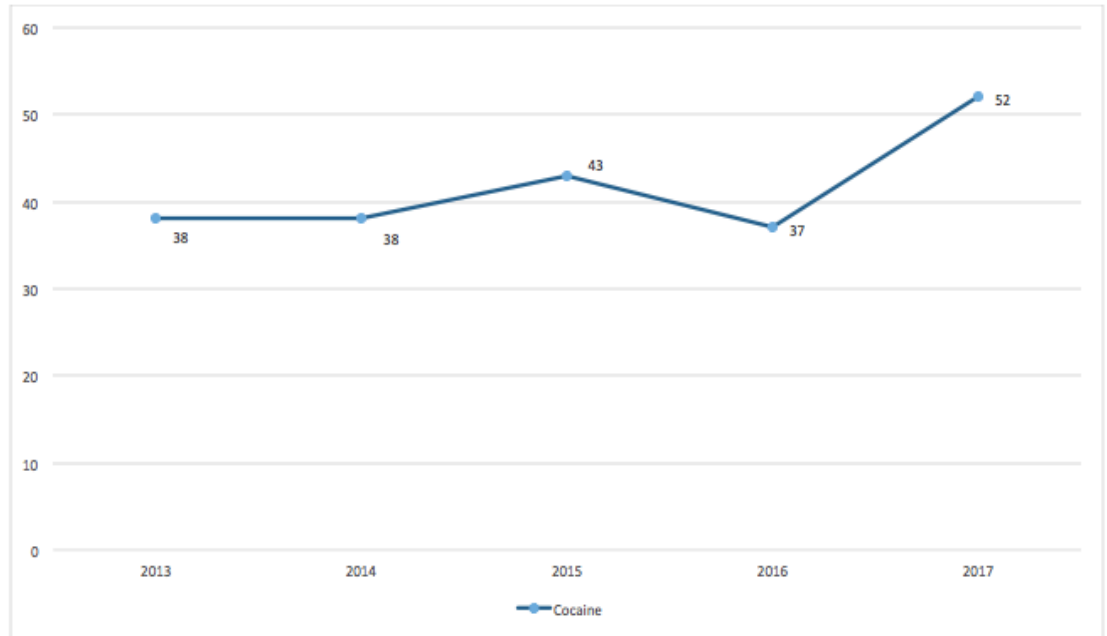




ME notes rise in cocaine on board along with opioids

Drug Occurrence Trends - Cocaine

January-June (2013-2017)



3. Hospital Data

Emergency Room	Hillsborough 2015	Hillsborough 2016 Q 1&2*	Hillsborough 2017
Poisoning by adverse effects of heroin	71	42	319
Poisoning by adverse effects of opioids	724	360	237
Poisoning by adverse effects of other opioids	21	10	10
Poisoning by adverse effects synthetic narcotics	56	47	
ED Opioid dependence	2889	2646	
ED Opioid abuse	724	360	
Inpatient Reports			

Poisoning by adverse effects of heroin	21	10	
Poisoning by adverse effects synthetic narcotics	70	76	
Poisoning by adverse effects of other opioids	543	678	

Agency for Healthcare Administration * Missing ACHA data for 2nd half of 2016, and partial data for 2017

Tampa General Hospital Poison Information Center

Hillsborough County – Poisoning Cases	2015	2016	1 st half of 2017
All opioid & heroin , all reasons, all ages	248	220	60
All opioid & heroin cases ages 13 years and older, all reasons	214	194	55
All opioid & heroin cases ages 13 and older; unintentional reasons (accidental, therapeutic error, accidental misuse, adverse reaction)	41	44	10
All opioid & heroin cases ages 13 and older; intentional reasons (intentional misuse, abuse, suspected suicide)	161	140	40
All opioid & heroin exposures in preschoolers (age 5 yrs and less)	29	20	3

2017 Hillsborough County – Information Calls	2015	2016	1 st half of 2017
<i>These calls are made to ask questions about opioids & heroin and do not involve poisoning cases. The majority of calls were from law enforcement asking to identify pills found on persons under arrest.</i>	480	331	123

3.1. Provide a list of all hospitals licensed within the county.

Brandon Regional Hospital, 119 Oakfield Drive, Brandon, FL
H. Lee Moffitt Cancer Center & Research Institute, 12902 Magnolia Dr. Tampa, FL
James A. Haley Veterans Hospital, 13000 Bruce B. Downs Blvd., Tampa, FL
Kindred Hospital Bay Area – Tampa, 4555 S. Manhattan Ave, Tampa, FL
Kindred Hospital Central Tampa, 4801 N. Howard Ave, Tampa, FL

Memorial Hospital of Tampa, 2901 Swann Ave, Tampa, FL
 Shriners Hospitals for Children-Tampa, 12502 USF Pine Drive, Tampa, FL
 South Bay Hospital, 4016 Sun City Center Blvd., Sun City Center, FL
 South Florida Baptist Hospital, 301 N. Alexander St, Plant City, FL
 St Josephs Childrens Hospital, 3001 W Dr Martin Luther King Jr Blvd, Tampa, FL
 St Josephs Hospital Behavioral Health Center, 4918 Habana Ave, Tampa, FL
 St Josephs Hospital 3001 W Dr Martin Luther King Jr Blvd, Tampa, FL
 St Josephs Hospital-North, 4211 Van Dyke Road, Lutz, FL
 St Josephs Hospital – South, 6901 Simmons Loop, Riverview, FL
 St Josephs Womens Hospital, 3030 W Dr Martin Luther King Jr Blvd, Tampa, FL
 Tampa Community Hospital, 6001 Webb Road, Tampa, FL
 Tampa General Hospital, 1 Tampa General Circle, Tampa, FL

- 3.2. Provide a list of the local hospitals reporting services to patients for opioid overdose.

Provide a description of the services provided. Highlight any services designed to facilitate follow up care after the patient is discharged.

North Tampa Behavioral Health Hospital – (actually in Pasco County) – Full service treatment and aftercare.

Tampa Community Hospital, 6001 Webb Road, Tampa, FL - Full service treatment and aftercare through Oasis Program in Hospital

Tampa General Hospital, Harbor Island, Tampa, FL – Level 1 Trauma Center and region’s leading “safety net” hospital.

4. Naloxone Data

- 4.1. Provide a list of all law enforcement departments within the county.

Hillsborough County Sheriff’s Office

Tampa Police Department

Temple Terrace Police Department

Plant City Police Department

- 4.2. Provide a list of law enforcement departments which equip their officers with naloxone. For each equipping department, provide:

4.2.1. Total number of officers; Tampa Police Department 1,000; Hillsborough County Sheriff’s Office 4,000+; Temple Terrace Police 53; Plant City Police 67 Officers.

4.2.2. Number of officer trained in overdose prevention and naloxone; all, trained on dealing with fentanyl, fentanyl analogs, carfentanyl, or other drugs with potential danger to officers.

4.2.3. Number of officers equipped with naloxone; Tampa Police Department and Hillsborough County Sheriff's Office patrol, narcotics, and special projects (i.e. homeless initiative). (*awaiting numbers)

4.2.4. Type of naloxone. **nasal**

All Law Enforcement Agencies equipped with naloxone and officers/deputies trained in overdose prevention and naloxone

4.3. Number of naloxone administrations (how many times naloxone was used on an individual) and number of overdose reversals (how many times naloxone reversed the overdose and revived the individual) provided by each local division of the following:

4.3.1. Emergency Medical Services (EMS);

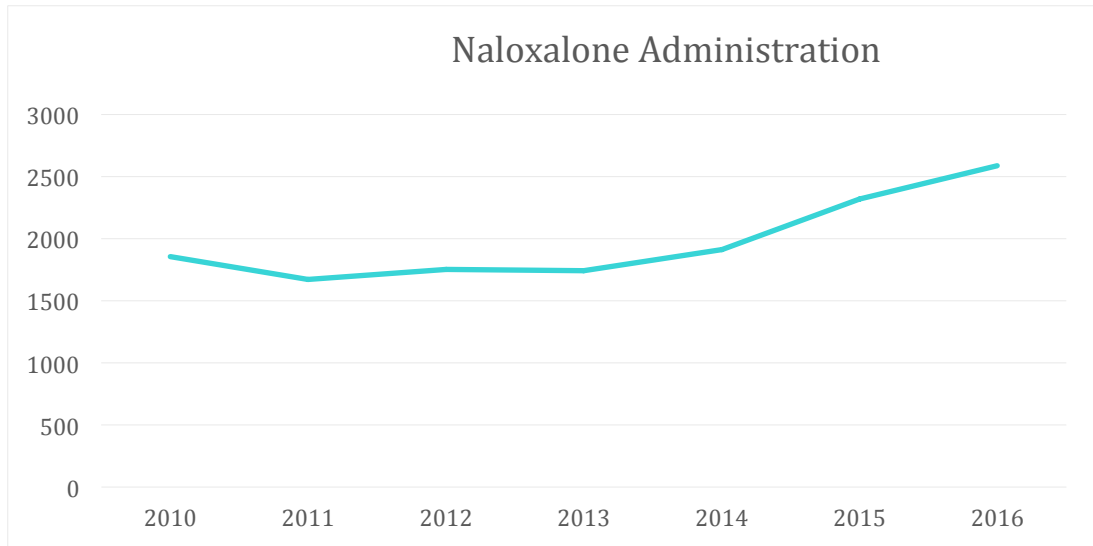
In 2016, in Hillsborough County Fire Rescue EMS responded to 2113 overdose calls. 1897 were transported to hospitals. 480 were treated with Narcan, of those, 284 documented patient improvement with narcan administration

In 2017, ytd as of 10/25/17, HCFR responded to 1206 overdose calls.. 1032 were treated with narcan, with 422 documented patient improvement with narcan administration.

4.3.2. Fire Department; HCFR data

- In 2016, in Hillsborough County Fire Rescue EMS responded to 2113 overdose calls. 1897 were transported to hospitals. 480 were treated with Narcan, of those, 284 documented patient improvement with narcan administration
 - In 2017, ytd as of 10/25/17, HCFR responded to 1206 overdose calls.. 1032 were treated with narcan, with 422 documented patient improvement with narcan administration.
 - EMS report in most cases in 2017, it requires more than one dose of narcan, and can take up to 6 doses.
 - EMS reports seeing the same individual for overdose multiple times a week, sometime even on the same day
- ** data represents the unincorporated county data only, awaiting data from municipalities.

❖ Trend data in naloxone administration HCFR/EMS:



Den members were able to code naloxone administrations by zip code to identify hot spots in the County.

	2010	2011	2012	2013	2014	2015	2016
33602	0	0	0	0	0	0	1
33601	0	0	0	0	0	0	0
33604	0	1	0	0	3	4	0
33603	0	0	0	0	0	0	0
33606	0	1	4	3	0	1	3
33605	0	0	0	0	0	0	2
33607	0	14	8	17	17	12	7
33610	38	40	49	46	90	112	103
33609	0	0	0	0	2	0	0
33612	91	39	106	70	40	46	144
33611	1	1	1	0	0	0	0
33614	120	87	84	60	92	106	105
33613	216	207	208	230	307	319	344
33616	0	0	0	0	0	0	0
33615	189	161	162	134	172	205	241
33618	82	45	54	25	45	82	35
33617	32	17	24	4	14	14	5
33620	0	0	0	0	0	0	0
33619	97	51	59	73	57	124	116
33622	0	0	0	0	0	0	0
33621	0	0	0	0	0	0	0
33624	85	64	48	25	37	45	65
33626	27	17	39	38	13	12	42
33625	59	51	57	62	59	63	74
33629	0	0	0	0	0	0	0
33631	0	0	0	0	0	0	0
33635	15	8	13	23	6	10	4
33634	16	21	25	22	31	20	22
33647	0	1	1	1	1	5	0
33637	4	3	2	8	1	0	2

Hot Spots

Seminole Hts to
East Tampa,
Univ
Mall/Busch
Gardens/Suitca
se City/ Town N
Country,
Brandon,
Riverview and
Sun City

33655	0	0	0	0	0	0	0
33661	0	0	0	0	0	0	0
33664	0	0	0	0	0	0	0
33663	0	0	0	0	0	0	0
33680	0	0	0	0	0	0	0
33682	0	0	0	0	0	0	0
33687	0	0	0	0	0	0	0
33810	0	0	0	0	0	0	0
33503	0	0	0	0	0	0	0
33509	0	0	0	0	0	0	0
33511	113	152	196	167	219	263	326
33510	50	50	36	43	27	58	70
33527	15	23	11	15	40	26	29
33534	58	41	32	42	34	35	35
33596	10	11	25	28	23	35	32
33578	10	29	12	26	28	85	130
33579	68	41	27	46	41	34	33
33548	15	9	3	0	4	2	7
33547	10	19	16	17	16	17	15
33550	0	0	0	0	0	0	0
33549	52	30	35	36	26	17	35
33558	17	16	27	37	48	55	68
33556	15	20	16	8	2	8	12
33563	9	6	5	8	7	21	31
33559	0	8	5	1	1	5	0
33565	24	27	32	42	43	44	24
33567	6	20	7	11	15	8	11
33566	8	12	10	10	16	33	12
33569	68	58	45	69	61	41	29
33568	0	0	0	0	0	0	0
33571	0	0	0	0	0	0	0
33570	40	39	36	49	35	60	48
33573	56	55	45	71	58	88	109
33572	14	16	26	14	51	16	28
33575	0	0	0	0	0	0	0
33583	0	0	0	0	0	0	0
33584	53	56	62	67	62	84	94
33587	0	0	0	0	0	0	0
33586	0	0	0	0	0	0	0
33592	37	53	40	54	30	50	49
33594	32	49	54	33	34	40	33
33598	5	3	5	11	4	14	9

4.3.3. Law Enforcement. – As of November 2017, Hillsborough County Sheriff's Office
22 administrations; Tampa Police Department 7 administrations

- 4.4. Provide a list of public and private substance abuse treatment providers engaged in naloxone distribution. For each provider, include:
- 4.4.1. Type of naloxone;
 - 4.4.2. Number of naloxone kits distributed to persons served and family members;
 - 4.4.3. Number of naloxone kits reserved on-site for staff; and
 - 4.4.4. Number of overdose reversals through the use of naloxone on-site and reported by clients off-site.

Provider	Type of Naloxone	# of Kits Distributed	# of Kits Reserved on site	# of OD reversals on and off site
ACTS	Nasal kits	Awaiting data	n/a	n/a
DACCO*	Nasal kits	236	74	2 on site
N Tampa Behavioral Health Hospital				
Phoenix House	Nasal kits	Awaiting data	n/a	n/a

* as of June 2018

- 4.5. Provide a list of all pharmacies within the county. For each pharmacy, document the following:

- 4.5.1. If the pharmacy operates under a naloxone standing order;
- 4.5.2. Number of naloxone kits dispensed; and
- 4.5.3. Type and number of doses of naloxone available in stock and associated cost of each product.
- 4.5.4. Type of naloxone

Of the 193 Pharmacies listed in Hillsborough County, we have contacted 110 in 2018 so far. Of those 110, 62 carry naloxone, 80 were aware of the Governors order, and 58 were operating in accordance with the order. (Public Health intern to call for additional information and complete calls to those not reached by July 31st in month of August -). Majority carry nasal spray. Price range from \$54.00 to \$200.00 for nasal, and \$25.00 to \$254.00 for injectable.

Pharmacy	Carry Naloxone (Narcan)?	Aware of Gov Scott's order?	in accordance with the order?	# kits dispensed	# & type of doses avail and cost
Apollo Beach Pharmacy	Yes	Yes	Yes	0	Nasal/\$140

CVS Pharmacy	Yes	Yes	Yes	4	Nasal 94.99
Publix Pharmacy, Apollo	Yes	Yes	Yes	2	Nasal/171.95
Winn Dixie Pharmacy	Yes	Yes	Yes	0	Nasal/144.99
Winn Dixie Pharmacy	Yes	Yes	Yes	0	None
Medicine Shoppe	Yes	Yes	Yes	0	Nasal/160.00
CVS Pharmacy	Yes	Yes	Yes	10	Nasal 160.00
Brandon Pharmacy	No	Yes	No	0	None
Sam's Club Pharmacy	Yes	Yes	Yes	0	Nasal 139.13
Bill's Prescription Center	Yes	Yes	Yes	34	Nasal 200.00
Total Care Pharmacy of Brandon	No	Yes	No	0	None
Easycare Pharmacy	Yes	Yes	No	0	None
Walmart Pharmacy	Yes	Yes	Yes	0	Nasal 143.38
Palm Plaza Pharmacy	Yes	Yes	Yes	0	None
Costco Pharmacy	Yes	Yes	No	0	None
KABS Pharmacy	No	Yes	No	0	Order/w RX
Choice Pharmacy	Yes	Yes	No	0	None
Benzer Pharmacy	Yes	Yes	Yes	0	None
Davita Pharmacy	No	Yes	No	0	None
Walgreens Pharmacy	Yes	Yes	Yes	n/a	Nasal 135.99
Publix Pharmacy, Kingsway Crossing	Yes	Yes	Yes	n/a	Inj 49.95
Walgreens Pharmacy	Yes	Yes	Yes	n/a	Nasal 135.99
Walmart Pharmacy	Yes	Yes	Yes	1	Nasal 143.38
Republic Pharmacy	No	Yes	No	0	None
Health Mart Pharmacy	No	Yes	No	0	None
Gudoc Pharmacy PLLC	No	Yes	No	0	None
Walmart Pharmacy	Yes	Yes	Yes	1	Nasal 150.00
MY PHARMACY	yes	Yes	Yes	0	Nasal ?price
CVS Pharmacy	No	Yes	Yes	0	Order/w RX
CVS Pharmacy	Yes	Yes	Yes	1	Nasal 135.00
Advanced Medical Pharmacy	Yes	Yes	Yes	0	Nasal 135.99
Avella Pharmacy	Yes	Yes	Yes	0	Nasal 119.00
CVS Pharmacy	No	Yes	No	0	None
Walgreens Pharmacy	yes	Yes	Yes	0	Nasal 135.99
Valrico Pharmacy	Yes	Yes	No	0	None
Publix Pharmacy, Pavilion Crossing	No	No	No	0	None
Winn-Dixie Pharmacy	Yes	No	No	0	Nasal
Publix Super Market, Valrico	No	No	No	0	None
CVS Pharmacy	Yes	Yes	Yes	1	Nasal 144.99
Walgreens Pharmacy	Yes	Yes	Yes	?	Inj 33.99
Publix Pharmacy, Lake Brandon Plaza	No	No	No	0	None
J & S Rx Pharmacy	No	No	No		
Save-Rite Pharmacy	No	Yes			
West Coast Pharmacy LLC	Yes	Yes	Yes		
Quality Specialty Pharmacy	No	Yes	No		
Busch Pharmacy	Yes	Yes	Yes		

OneStop Rx Pharmacy	Yes	Yes	Yes		
The Medicine Shoppe	No	Yes	No		
St. Joseph Pharmacy	No	Yes	No		
Pronto Pharmacy					
Extra Care Pharmacy Inc	No	Yes	No		
Superior Pharmacy LLC	No	Yes	No	0	Inj 254.00
Davis Islands Pharmacy	Yes	Yes	Yes	0	Nasal
Germaine Pharmacy & Compounding	No	No	No	0	None
Tampa Family Pharmacy	Yes	Yes	Yes	?	?
Doctors & Meds	Yes	Yes	Yes	?	Nasal 150.00
Carrollwood Compounding Center and Pharmacy	No	No	No	0	None
Palma Ceia Health Mart Pharmacy	No	No	Yes	2	By order only
Superior Pharmacy	No	No	No	0	None
Hoye's Pharmacy	No	No	No	0	None
CVS Pharmacy	Yes	Yes	Yes	?	Nasal 94.99
Fletcher Medical Center Pharmacy	No	No	No	0	None
New Waters Pharmacy	Yes	Yes	Yes	4	Nasal 125.00
Choice Pharmacy	Yes	Yes	Yes	?	Inj 65.00
Hillsborough River Pharmacy	No	Yes	No	0	None
Walmart Pharmacy	Yes	Yes	Yes	0	Nasal 143.00
David's Pharmacy	No	No	No	0	None
Publix Pharmacy, Dale Mabry	Yes	Yes	Yes	3	Nasal
Acme Pharmacy	Yes	Yes	Yes	7	Nasal 143.00
Peak Pharmacy	Yes	Yes	No	0	Inj 25.00
Jet Pharmacy	No	No	No	0	None
Wellness Pharmacy Inc	Yes	Yes	Yes	3	None in stock
Winn-Dixie Pharmacy	Yes	Yes	Yes	3	Nasal 149.99
Freedomed Pharmacy & Compounding Lab	No	Yes	No	0	None
Good Health Pharmacy	No	No	No	0	None
Best Deal RX Pharmacy	No	Yes	Yes	0	None
Walmart Pharmacy	Yes	Yes	Yes	1	Nasal 143.38
Friends Health Mart Pharmacy	Yes	Yes	Yes	3	Nasal 150.00
William's Pharmacy	No	No	No	0	None
Careplus Pharmacy	Yes	Yes	Yes	20	Nasal 123.57
CVS Pharmacy	Yes	Yes	Yes	1	Nasal 94.99
North Tampa Pharmacy Inc	Yes	Yes	Yes	3	Nasal \$54.00
My Pharmacy of Tampa	n/a	n/a	n/a	n/a	n/a
Dollex Pharmacy	Yes	Yes	Yes	6	Inj 40.00
Answer Pharmacy	Yes	No	No	1	Nasal 160.00
Bay Discount Pharmacy	Yes	Yes	No	0	None
Royal Rx Pharmacy	No	No	No	0	By order RX
James A Haley VA Outpatient Pharmacy	Yes	Yes	Yes	n/a	n/a

Staywell Pharmacy	No	No	No	0	None
Jackie's Pharmacy	No	No	No	0	None
Healthwise Pharmacy	No	No	Yes		
Kings Drug Inc	No	No	Yes	0	None
Healthlink Pharmacy	No	Yes	Yes		
Grace-RX Pharmacy	No	No	No	0	None
Idel Pharmacy Inc	Yes	Yes	Yes	0	
VistaCare Pharmacy	No	Yes	No		
Habana Hospital Pharmacy Inc	Yes	Yes	Yes	n/a	n/a
Kay Pharmacy	Yes	Yes	Yes	0	n/a
Walgreens Pharmacy	Yes	Yes	Yes		
Premier Pharmacy LLC	No	Yes	No		
Walmart Pharmacy	No	No	No		
Ameridrug Pharmacy	No	No	No		
Memorial Family Pharmacy	No	Yes	No		
CVS Specialty Pharmacy					
Vistara Pharmacy	Yes	Yes	Yes		
Florida Dep. Of Heath Pharmacy					
Publix Pharmacy at Hillsboro Plaza					
Walmart Pharmacy					
West Shore Pharmacy					
Benzer Pharmacy	Yes	Yes	Yes		
Havana Ltc Pharmacy					
Advanced Medical Pharmacy					
Tampa General Pharmacy	No	No	No		
Winn-Dixie Pharmacy					
Walgreens Pharmacy	No	No	No		
CVS Pharmacy	Yes	Yes	Yes		
V&T Pharmacy					
Medco Health Solutions Inc					
Publix Pharmacy at Moffitt					
Ousia Pharmacy					
Bulls Country Pharmacy					
The Medicine Shoppe					
MediaScripts Pharmacy					
Michael's Pharmacy					
CVS Pharmacy					
Walgreens Pharmacy					
University Drugs					
Next Dose Pharmacy					
Windsor Drugs					
Quick n Save Pharmacy					
Walmart Pharmacy					
Five Star Pharmacy					
Novopharm of Tampa					
Script Choice Pharmacy	Yes	Yes	Yes	?	Nasal

Bearss Pharmacy and Compounding
Lab
Express Specialty Pharmacy
Health Mart Pharmacy
Walmart Pharmacy
Tampa Drugs and Diabetic Center
Publix Pharmacy at Twelve Oaks
CVS Pharmacy
CVS Pharmacy
Palms Pharmacy
Hudson Drugs
CVS Pharmacy
Walgreens Pharmacy
Walgreens Pharmacy
North Dale Pharmacy
Exact Dose Pharmacy
Publix Pharmacy at Britton Plaza
Walgreens Pharmacy
Sam's Club Pharmacy
Pharmacy Rx Solutions
Logos Pharmacy
Omnicare
Stanley Long Term Care Pharm
Valued Choice Pharmacy
Wellcare
Southeast Compounding Pharmacy
Cardinal Health
Alpha Drugs
Walmart Pharmacy
Publix Pharmacy at Carrollwood
Health Mart Pharmacy
Trinova Health
CVS Pharmacy
Walmart Pharmacy
Tampa Road Pharmacy
Walgreens Pharmacy
V & T Pharmacy
CVS Pharmacy
CVS Pharmacy
CVS
Publix Pharmacy Temple Terrace
Walgreens Pharmacy
Walgreens Pharmacy
Medrock Pharmacy
CVS Pharmacy
Temple Terrace Pharmacy

CVS Pharmacy
 CVS
 Walgreens Pharmacy
 Absolute Pharmacy
 CVS Pharmacy
 CVS
 CVS Pharmacy
 Rx Oasis Pharmacy
 Superior Pharmacy

5. Substance Abuse Treatment Data

5.1. Provide a list of public and private substance abuse treatment providers in the county and a description of the treatment services each makes available for opioid use. For each provider and service, include:

5.1.1. If a provider offers medication-assisted treatment (MAT) for opioid use, please specify the type of MAT provided (methadone, buprenorphine, suboxone, or naltrexone/Vivitrol);

5.1.2. Total number of unduplicated persons served for opioid use, and by medication-assisted treatment (MAT) type (if applicable);

(CFBHN IT Dept. ran these numbers based on if someone is receiving MAT during the fiscal year and they have a primary, secondary, or tertiary drug use for opioid. CFBHN only has 2 months of opioid OCA data. Going forward they should be able to pull the data based on OCA and we will have the different types of MAT available in the data).

5.1.3. Total number of admissions for opioid use, and by MAT type (if applicable);

Those persons who received MAT services from 7/1/16-6/30/17 in Hillsborough County: 714

Those who were admitted for MAT services so far in fiscal year 17/18: 245
 (CFBHN)

5.1.4. Total number of persons on waitlists to receive treatment for opioid use, and by MAT type (if applicable);

5.1.5. Description of the waitlist process for opioid use treatment; and

5.1.6. Average length of time (days) a person is on a waitlist to receive treatment for opioid use.

Provider	Services	MAT	#'s Served & type of MAT	# on wait list by MAT	Waitlist process	Ave. length of time for waitlist
7 Summit Pathways	Outpatient /inpatient		tbd	0	Try to keep 1-2 beds open	0

Advanced Care Physicians Group	Outpatient	naltrexone injection	tbd	0	0	0
Agency for Community Treatment Services (ACTS)	Outpatient /inpatient	Buprenorphine	tbd	0	Varies by contract or funder	
Boardprep	Outpatient	Buprenorphine Naltrexone	tbd			
DACCO	Outpatient /inpatient	Methadone Buprenorphine Naltrexone	tbd			
Healthcare Connections of Tampa	Outpatient	Buprenorphine Naltrexone	tbd			
Palms Medical Group	Outpatient	Buprenorphine Naltrexone	tbd			
Phoenix House	Outpatient /inpatient	Buprenorphine Naltrexone	tbd	0	Varies by contract	
Physical Medicine Center	Outpatient	Buprenorphine Naltrexone	tbd			
River Oaks	Detox, Inpatient, Pt Hospitalization, Intensive Out Patient, Aftercare	Buprenorphine Naltrexone	2017: 180	0	0	0
Riverside Recovery	Detox, Inpatient, Pt Hospitalization, Intensive Out Patient, Aftercare					
Tampa Community Hospital – Oasis	Detox and Outpatient Aftercare	Buprenorphine Naltrexone	tbd	0	Available 24/7	0
Tampa Metro Treatment Center	Outpatient	Methadone Buprenorphine	tbd	0	0	0
Turning Point of Tampa	Inpatient	None– 12-step program model	tbd	0	0	0

White Sands Treatment Ctr	Inpatient		tbd			
+ 34 individual MD's who are Buprenorphine providers	Prescriber	Buprenorphine	tbd			

6. Law Enforcement Data

Provide a list and description of the law enforcement drug seizures in the county as related to the substances of interest.

Opioids in DEA/NFLIS Data Report of top 25 Drug seizures in Hillsborough County:

2016 Crime Lab Reports for Hillsborough County Number and Percent of all Exhibits			
<u>Opioids</u>		<u>Benzodiazepines</u>	
• Heroin	220 (6.1%)	• Alprazolam	220 (6.1%)
• Oxycodone	104 (2.9%)	• Clonazepam	20 (0.5%)
• Hydromorphone	73 (2.0%)	• Diazepam	13 (0.3%)
• Hydrocodone	27 (0.7%)	• Total	253(7.0%)
• Fentanyl	36 (1.0%)	<u>Other</u>	
• Buprenorphine	11 (0.3%)	• Cocaine	1061(29.7%)
• Morphine	30 (0.8%)	• Meth	641(17.9%)
• Methadone	20 (0.5%)		
• Total	521 (14.5%)		
Source: US DEA – NFLIS Data Queried 05/22/2017			

Hillsborough County Drug Seizures 2017		
Drug Seized	Quantity	Value
Alprazolam	0.0051 kg	0
Amphetamine	0.0036 kg	0
Cocaine	4.4443 kg	134,266.75

Heroin	0.1364 kg	8,107.89
Hydromorphone	0.0121 kg	0
Marijuana	2072.0146 kg	9,880,807.50
MDMA	0.148 kg	0
Methamphetamine	5.1623 kg	142,752.73
Oxycodone	0.0078 kg	0
Synthetic Marijuana	42.428598	0

*Central Florida HIDTA

Hillsborough County Drug Seizures 2018 (Jan – May)		
Drug Seized	Quantity	Value
Cocaine	0.0724 kg	2,108.41
Diazepam	0.001 kg	0
Fentanyl	0.0014 kg	0
Heroin	0.1099 kg	6,785.00
Marijuana	373.5175 kg	1,859,970.64
Methamphetamine	6.7579	133,184.69

*Central Florida HIDTA

Local Law Enforcement Data:

- Law enforcement information *
 - In 2016, Hillsborough County Sheriff's Office reports 255 arrests for opiate and heroin related trafficking, sale/delivery, and possession.
 - In 2017 through May 23rd HCSO reports 87 arrests specific for opiate and heroin related trafficking, sale/deliver, and possession.

(*awaiting for breakdown in data as well as data from other law enforcement agencies in Hillsborough County).
- For 2015 and 2016 3,699 Hillsborough County children have become involved with the **Child Welfare** system (excluding children who have been removed from one parent and placed with another parent). Of that population, there have been 824 shelters involving 1,445 children who were removed due to substance misuse/abuse (HCSO, CPI Office).
- Other
 - Number of Opioid prescriptions written in Hillsborough County in 2015
 - 1,011,706
 - PDMP Utilization 2016
 - Hillsborough ranks number 1 in number of queries rank
 - 3,070,339 Queries, 2,561 Users, rate of 1,199 queries per user